

HPE Organizations

Manage devices

Quick reference guide

Log into MyRoom account to see organization




Organization administrator


- Navigate to www.myroom.hpe.com/Account
- Click the **Home** tab
- Login to your MyRoom account
- Click **Manage Devices** in the **VRG Devices** tile


Wearable, Inc.

Have questions about MyRoom at Wearable, Inc.? **Contact: Organization Administrator** (organization.administrator@wearableinc.com)

 **Users**
3 Users [Manage Users](#)
4 Groups [Manage Groups](#)

 **Rooms**
3 [Instructor Rooms](#)

 **VRG Devices**
2 Devices [Manage Devices](#)

 **Organization Settings**
[View Subscription Details](#) (Expires Oct/31/2018)
[Edit Contact](#)
[Customize HPE MyRoom for Wearable, Inc.](#)

Select or find VRG device



Organization administrator

Wearable, Inc. VRG Devices

Add Device



2 of 5 Devices Registered

Name ▲	Model	Version	Last Logon (UTC)	Location
Remote Android	HP Slate 7	VRG3 - 10.11.00.0094	Dec/8/2017 4:08:54 PM	Maps
Remote iPad	iPad	VRG3 - 10.13.0.0087	Jul/3/2018 5:39:21 AM	Maps

Click device name to see its registration details

Click **Maps** to see the last place VRG was used

Edit registration details or delete VRG device



Organization administrator

Wearable, Inc. - Edit VRG Device

Apple iPad (VRG3 - 10.13.0.0087)

Display Name *

Life Cycle [Keep until deleted](#)

Location [Maps](#)

Access

Rooms : This device has access to following room [✎](#)

- Shift 1

Preference [✎](#)

- Language: English
- Automatically start audio when entering a room
- Automatically grant audio/video control when requested

Profile [✎](#)

- Support Services Inc.
- device.user@supportsvcs.com
- 555-1212

Notes [✎](#)

Save

Delete

Cancel